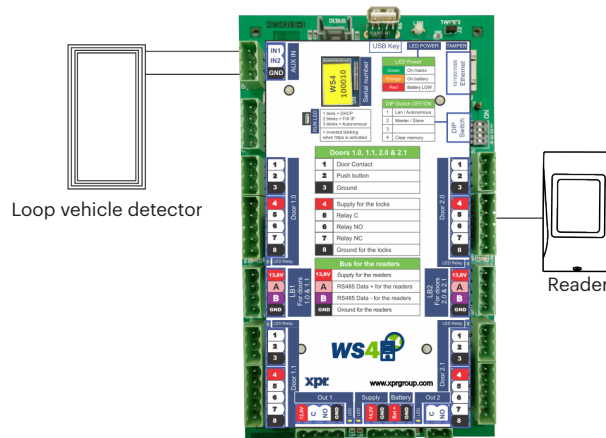
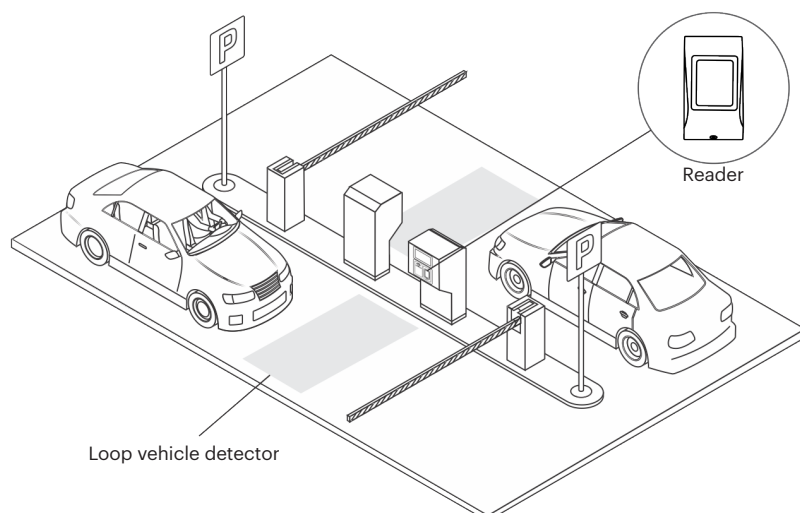


APPLICATION NOTE

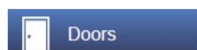
Web Access

Parking application in web access system

C004



- Connect the vehicle detector in the Aux Input of WS4 controller.
- In Doors/properties, set the reader to give access **ONLY** when detection from Aux Input is fulfilled.
- In Settings/System options, leave Aux Input 1 as "Not used".
- In Technical supervision observe if the input is activated when car is present.
- Additionally, the barrier can be set to work in "Anti-pass back mode" if required.



READER A

Cabling: on **LB2**, reader at address **0** (jumper **opened**)

Location: **Input**

Card: **125kHz (EM4100)**


Keypad: ☐ Fingerprint: ☐

Card + PIN mandatory periods:

Never (user can choose)

Detection required:

AUX IN1



AUXILIARY INPUTS & OUTPUTS

Aux IN 1: **Not used**

Aux IN 2: **Not used**

Aux OUT 1: **Not used**

Aux OUT 2: **Schedule: 08 - 20**

Technical supervision

view the status of all the inputs and outputs of the system.

Auxiliary Inputs & Outputs	
Input 1 (Not used)	ON
Input 2 (Not used)	OFF
Output 1 (Not used)	OFF
Output 2 (Not used)	OFF