

First man in-last man out in WS4 system

APPLICATION NOTE

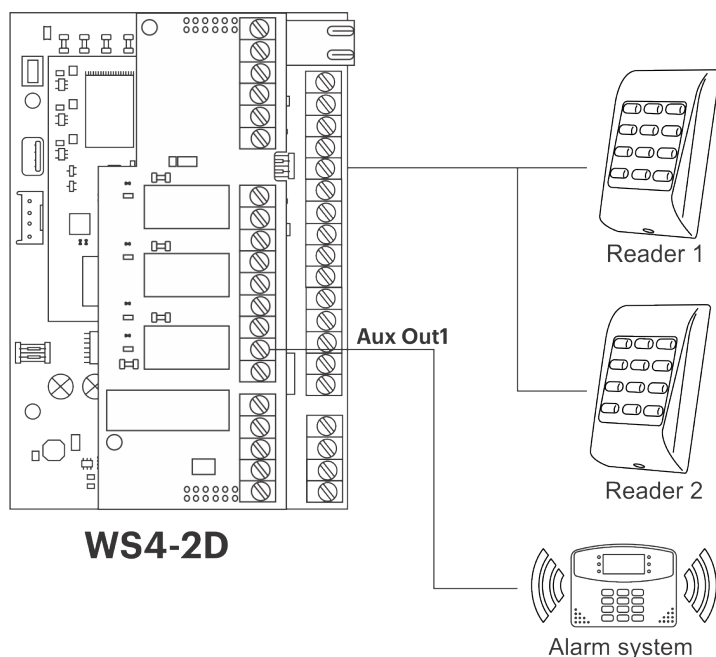
Web Acces

How to trigger an action when the room is occupied or not in WS4 System

C007

WS4 web access system is capable of counting the users inside one area and take an action when the area is occupied or not. In other words, when first person is entering the premises, apart from opening the door, it can also activate outputs, outputs which can then deactivate alarm, or turn lights on, or turn main switch on...Same applies for the last person. When it leaves the premises, apart from opening the door, it can trigger the outputs again. To use this feature you need both IN and OUT readers.

Wiring



Instal both In and Out readers on same door or on two different doors. You can do that on many doors. All readers designated will do the count.

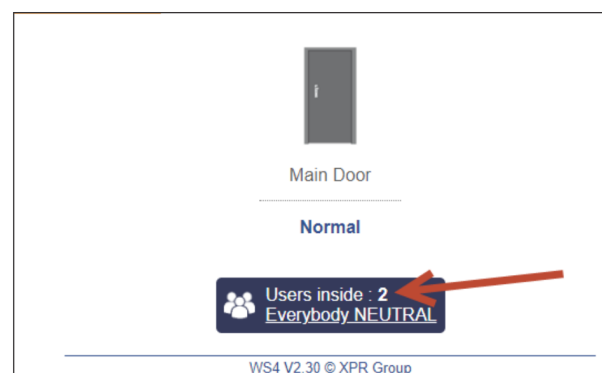
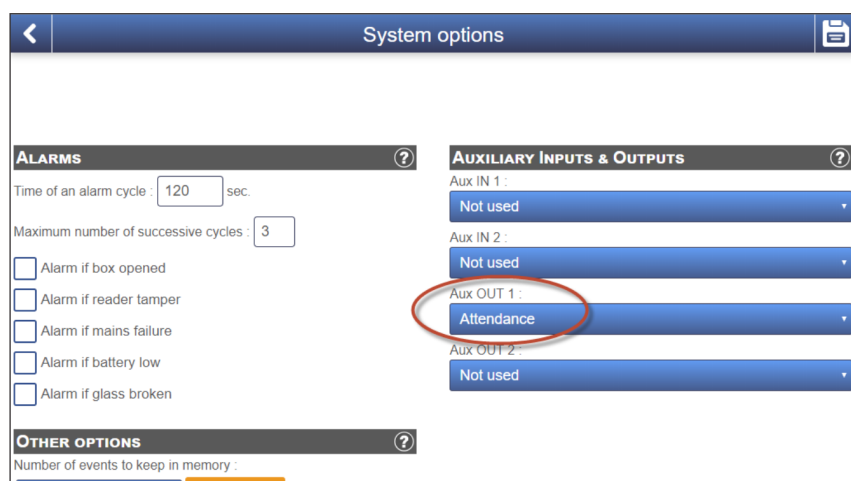
Connect on the Aux Outputs whatever you think is needed. In the example below, an alarm is connected.

Follow the count on the Main Home page, indicated as "Users inside".

Users inside : 1
Everybody NEUTRAL

Settings in the software

Make the auxiliary Output 1 to be activated by "Attendance". With this, the Output will be activated as soon as there is at least one person in the premises (first man in), and it will deactivate when the premises are empty (last man out). Go to **Settings/System options** and for Aux Out 1 select "**Attendance**".



Set the first reader as “Input” and the other as “Output”. It is the best if you put the readers in Anti-Pass back, so the counting of the users would be correct. As said before, this can be done to multiple readers. Multiple readers can be In or Out readers.

Observe if the outputs are properly activated/deactivated in “Technical supervision”.

If you are using Anti-pass back, make sure that the Users are in a category that is subject to Anti-pass back. Please note that by default, Full Access category is not subject to Anti-pass back.